




TURBOPUMPS NEW COLLECTION

IRRIGATION
EVERYWHERE.



Innovative Capacity





LDM



LDP



LDW



ST1



ST2

Leading brand pumps of European manufacturing.

High performance diesel engines with low fuel consumption and emissions.

Large diameter wheels for easy handling.

Ergonomic and reinforced tow bar.

Monobloc frame with bending sheet metal at high resistance.



Turbopumps 1 Cyl

STANDARD EQUIPMENT (single-cylinder): two tyre galvanized frame with manual handle to move the motor pump, standard engine drive and hand starting, suction and delivery flanges on the pump.

Tech. data

	MIN	MAX
Engines Power hp	8	13
Pumps Capacities l/m	100	1200
Head (Mt)	25	72

Engine brands



Galvanized two-bar with removable jack and adjustable two-eye.

Diaphragm manual self priming pump.

Lowered shaft pump (better suction capacity)



Galvanized staker legs (removable).

Bigger wheels with adjustable semi-axle in width.




Turbopumps 2-4 Cyl

STANDARD EQUIPMENT (2-4 cylinders): two tyre frame with incorporated fuel tank of 70 lt. staker legs, standard electric starting with battery, switchboard and suction and delivery flanges on the pump.






Tech. data	Engine brands		Availability
	MIN	MAX	
Engines Power hp	25	51	 
Pumps Capacities l/m	400	2400	
Head m	40	115	

LDW




Turbopumps 2-4 Cyl

STANDARD EQUIPMENT (2-4 cylinders): two tyre frame with incorporated fuel tank of 70 lt. staker legs, standard electric starting with battery, switchboard and suction and delivery flanges on the pump.






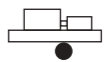

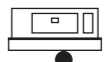
Tech. data	Engine brands		Availability	
	MIN	MAX		
Engines Power hp	25	51	 	 Open  Engine soundproof cabin
Pumps Capacities l/m	400	2400		 Complete soundproof cabin
Head m	40	115		

ST1



Turbopumps 4-6 Cyl

STANDARD EQUIPMENT: two-tyre chassis with incorporated fuel tank of 120 lt., staker legs, standard electric starting with battery, engine protective panel (in case of oil low-pressure, engine overheating, drive belt break, water pressure fall) pressostat, pressure gauge, tachometer, hours meters, suction and delivery flanges.

Tech. data	Engine brands		Availability	
	MIN	MAX		
Engines Power hp	28	218	    	 Open  Engine soundproof cabin
Pumps Capacities l/m	660	85000	 Complete soundproof cabin	
Head m	12	150		

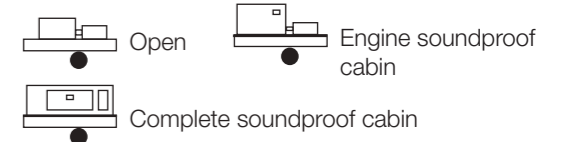

ST2



Turbopumps 4-6 Cyl

STANDARD EQUIPMENT: two-tyre chassis with incorporated fuel-tank of 330 lt., staker legs, standard electric starting with battery, engine protective panel (in case of oil low-pressure, engine overheating, drive belt break, water pressure fall) pressostat, pressure gauge, tachometer, hours meters, suction and delivery flanges.

Tech. data	Engine brands		Availability	
	MIN	MAX	Open	Engine soundproof cabin
Engines Power hp	28	218		
Pumps Capacities l/m	660	14000		
Head m	12	187		




Motor clutch sets SF1/2



Turboclutch Motor clutch sets

STANDARD EQUIPMENT powered by water-cooled MECO-AIFO / JOHN DEERE engine, flanged clutch (direct or reduced) two-tyre chassis with incorporated fuel-tank, staker legs, electric starting with battery, engine protective panel (in case of oil low pressure, engine overheating, drive belt break, water pressure fall) tachometers, hours meters, timer, pressure gauge, presso stat, switch key and warning light system.

Tech. data	Engine brands	
	MIN	MAX
Engines Power hp	28	218



Turboclutch Power units

STANDARD EQUIPMENT powered by water-cooled MECO-AIFO/ JOHN DEERE engine, flanged clutch (direct or reduced) , electric starting with battery, engine protective panel (in case of oil low pressure, engine overheating, drive belt break, water pressure fall) tachometers, hours meters, timer, pressure gauge, pressostat switch key and warning light system.

Tech. data	Engine brands	
	MIN	MAX
Engines Power hp	28	218




Motor pump with generator



Turbodual Motorpumps with generator

STANDARD EQUIPMENT: two-tyre chassis with incorporated fuel-tank, staker legs, standard electric starting with battery, engine protective panel (in case of oil low-pressure, engine overheating, drive belt break, water pressure fall) pressostat, pressure gauge, tachometer, hours meters, Industrial Clutch, alternator (7- 40 kva) whit control panel , suction and delivery flanges.

Tech. data	Engine brands	
	MIN	MAX
Engines Powers (HP)	66	218
Alternators Powers (Kva)	11	40
Pumps Capacities l/m	660	14000
Head (Mt)	12	187



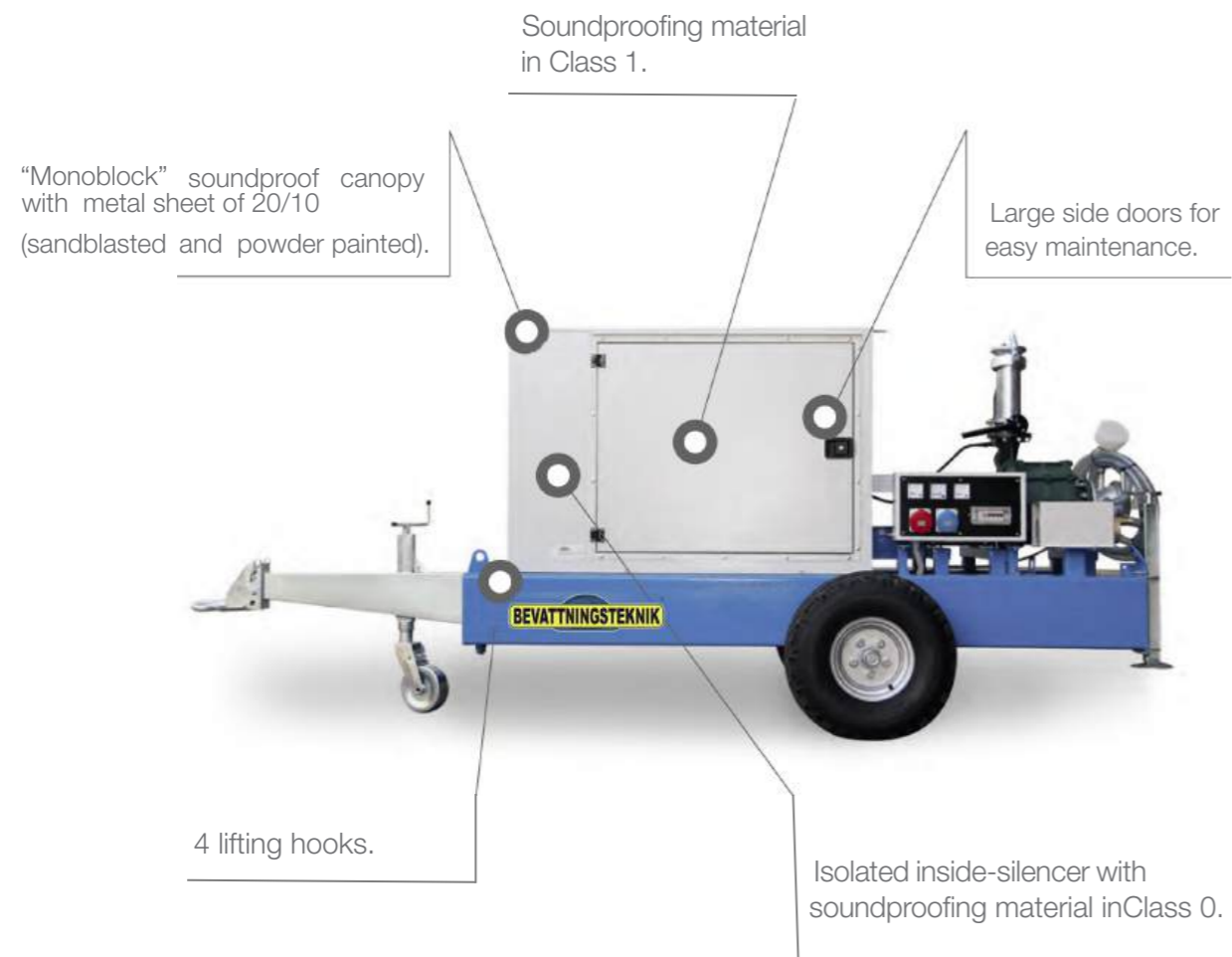
Motor pump with filter




Turbofilter

Motor pumps units equipped with filters. With incorporated tank or without, on base frame or on trolley 2/ 4 wheels , in an open version or soundproof.

SOUNDPROOFING



Engine soundproof cabin



Complete soundproof cabine

CONTROL UNIT



IdroMOP

IdroMOP is an electronic control unit developed to manage motor pumps. Its particular quality is the easy interaction with the user and at the same time the complete work management by controlling and setting every single part of your job. In fact, IdroMOP allows to starting the work, to check it during the running and, in case you want, to change the work parameters. This control unit will enable you such a precision and high quality of work; this means that you can reach excellent result in easy way. IdroMOP control panel has been designed for a simple and immediate use, so very intuitive, because it has a single knob that may be rotated or pushed.

IdroMOP is accessible through a button and a personal key code customizable. IdroMOP works in manual and automatic operation. It also gives the possibility to assign a numerical code for each motor pump, allowing you to manage all your motor pumps. This electronic control unit is available in two versions IdroMOP/BASE and IdroMOP/GPRS. The GPRS version offers the possibility to control remotely your installations through the service of remote control developed by IdroMOP. We also point out the remarkable features of the KIT IridroMOP IdroMOP. That allows wireless control between hose reel machine and motor pump.

Features

- Manual / automatic functioning.
- Automatic adjustment of the water pressure with the possibility to exclude the security control system.
- Automatic management of clutch engagement.
- Engine Protection complete: oil pressure, engine temperature, belt broken, reserve fuel, coolant level, dry running, engine overspeed condition, high water pressure.
- Check positive and negative tolerance of the working point, with self-learning of the water pressure.
- START / STOP irrigation from remote contact.
- Phase Management of heating and cooling the engine.
- 16 work programs daily and/or weekly.
- Operating hours counter notice and periodic maintenance.
- Setting the timings up to 48 hours.
- Control Electronic engines through CAN BUS.
- Ideal for frost protection plants, fruit and vegetable crops, nursery, large plots of land where it is required the presence of various irrigators.



EasyMOP

EasyMOP is an electronic unit developed to manage motor pumps that do not need the automatic control. EasyMOP, in fact, has been realized in order to offer to the customer a very simple and intuitive unit. Although very easy to use, EasyMOP guarantees an extraordinary precision and high quality of the work. EasyMOP is a solid and essential unit and as the IdroMOP both units have the same irrigation philosophy and they guarantee the maximum performance in a comfort way. The EasyMOP unit provide on standard version the management of an external actuator for the manual control of engine speed.

Features

- Full control of the motor-pump from the keyboard using buttons START, STOP, INCREASES and DECREASE.
- Engine Protection complete: oil pressure, engine temperature, belt broken, reserve fuel, coolant level, dry running, engine overspeed condition, high water pressure.
- Check positive and negative tolerance of the working point, with self-learning of the water pressure.
- The exclusion of the control of water pressure.
- Automatic control of the deceleration in the case of alarm or for end irrigation with procedure for engine cooling.
- Operating hours counter notice and periodic maintenance.
- Setting the timings up to 48 hours.
- CAN BUS line for interfacing with the engine controller BOSCH.
- 2 meters of frayed cable for external connection and pressure transducer are supplied.
- Pressure transducer 4-20mA, 0-20 bar, stainless steel structure included.
- Remote control not available.

Other types of control units



ACCESSORIES



Self priming vacuum device



Diaphragm manual self priming pump



Vortex self priming system



Electric priming vacuum pump



Arm-holder to lift up the suction pipe



Hydraulic Arm-holder to lift up the suction



Self-braking system for arm



Actuator for diesel engine



Perimeter alarm



Engine roof + net-guard



Sheet metal to catch the liquid



Servo control device to close delivery Valve



Light on pump side



Tank cap with key



Fixed swan neck



Adjustable lighting system



Low Suction version



Low Suction version



Low Suction version



Tank until 1000L



Interface turbocar machine



Gsm System



Pc remote control

COMPLEMENTS

Complementary products. Wide availability in stock of products linked to the irrigation field such as pumps, engines, PE - PVC and galvanized steel pipes, joints, fittings, trolley pumps for clear and wastewater, pumps skids, etc.



